

**LUXEMBOURGISH
A1 FOUNDATION**



A COURSE FOR ABSOLUTE BEGINNERS

STUDY GUIDE

LUXEMBOURGISH A1 FOUNDATION



moien a wëllkomm!

The following Study Guide is comprised of 8 chapters,
each one broken down into 5 lessons
providing you a rich variety of:

- easy to follow **grammar notes** and introduction of **vocabulary**
- **dialogs** that put your new vocabulary and grammar to work in real life situations and conversations
- **pronunciation pal** - he offers useful tips on Luxembourgish pronunciation
- numerous **exercises** and **activities** for each chapter lesson
- **vocabulary recap** sheet featuring all the chapter's new vocabulary
- **Luxembourg vignettes** - these are small articles about unique aspects or elements of Luxembourg the country (cultural, geographical etc.) so you can get to know your new home better!

**Each chapter is broken down into
5 easy to manage 40 minute daily lessons.**

**This allows you to work through the chapters
Monday to Friday or all at once!**



*** there are two chapters that are a bit denser and may require a bit more time,
they are identified with a ++ by the stopwatch for planning purposes.*

LUXEMBOURGISH A1 FOUNDATION

This Study Guide is just one component of the
A1 Foundation
course structure.

Each chapter lesson is accompanied by:

- **Video companion** class time with Anne highlighting grammar, vocabulary and pronunciation elements of the chapter, mini quizzes will help ensure you are keeping up with the content.
- **Audio companion** covering all the dialogs presented in the chapter. These will work your pronunciation and listening comprehension skills.
- **Quizlet** vocabulary and phrase sets. This online app provides automated flashcards with audio that facilitates vocabulary acquisition along with pronunciation (ensure you *fullscreen* the cards to enable the audio component). Look for the loudspeaker logo in the top right hand corner of each flashcard.
- **Chapter Quiz** to check your understanding and highlight any areas for review. The link is available in Teachable to track your progress.

As a student of the **A1 Foundation** class you are invited to post any questions you have about exercises, course content and the language directly on the Community on **Teachable**. Some exercises can also be posted there for feedback.

LOD.LU

Google translate is not yet a reliable source for the Luxembourg language. Instead head over to **LOD.LU**, the Luxembourg Government's online dictionary - an invaluable tool to help you on your new journey!



TABLE OF CONTENTS

Chapter 1

- 1:1 yes/no, greetings & salutations
- 1:2 please/thank you how are you?
- 1:3 introductions
- 1:4 personal pronouns / verb conjugations
- 1:5 the N-Rule

Chapter 2

- 2:1 where do you come from? / irregular verb conjugations
- 2:2 where do you live? / sentence structure
- 2:3 family / articles / possessive pronouns
- 2:4 what languages do you speak?
- 2:5 can you please repeat?

Chapter 3

- 3:1 numbers 1-10/ shopping
- 3:2 counting beyond 10
- 3:3 days of the week
- 3:4 negations / articles

Chapter 4

- 4:1 how old are you?
- 4:2 dates & date of birth
- 4:3 what time is it?
- 4:4 more about time
- 4:5 personal pronouns

Chapter 5

- 5:1 telephone numbers
- 5:2 the weather
the seasons
adjective endings
- 5:3 professions
- 5:4 grammatical cases
- 5:5 where you work

Chapter 6

- 6:1 getting to work
- 6:2 daily routines
separable verbs
- 6:3 daily routines
- 6:4 timing & frequency
- 6:5 every day / adverbs

Chapter 7

- 7:1 when do you...
- 7:2 past times / hobbies
- 7:3 I don't like... to play tennis
- 7:4 how often do you...?
- 7:5 review & conversation

Chapter 8

- 8:1 when and how do you
- 8:2 should I?
- 8:3 colours / quantities packaging
- 8:4 food items / degrees of desire
- 8:5 I would like... / Schueberfouer

CHAPTER 1

STUDY OBJECTIVES:

- 1:1 **yes/no, greetings & salutations**
- 1:2 **please/thank you how are you?**
- 1:3 **introductions**
- 1:4 **personal pronouns verb conjugations**
- 1:5 **the N-Rule**



ACTIVITIES:

- exercises
- crossword
- chapter 1 video companions
- chapter 1 audio companions
- Quizlet A1F&D Set 1
- chapter 1 quiz

1:1 yes, no / greetings & salutations

You will be asked repeatedly in this course whether you are ready...
Ready to begin or continue learning Luxembourgish.

Bass du prett?

Are you ready?

Jo! is the simple way of saying **yes!**

Nee! is the answer for no!

but where are our manners? **Jo, merci** is a polite way to say **yes please**.



Let's make sure you're understood, the following is how you
pronounce your two new words:

Jo = Yaw

Nee = Neh

There are several ways to say **hello** and **goodbye** in Luxembourgish. Some are more formal than others and some are universally used.

If you've been in Luxembourg even for just a few days, you will likely have heard people greet each other with the word **Moien**.

Moien literally means **morning** but on its own, it is used throughout the day until 17h00/18h00 as **Hello**. If you want to be more formal, use **Bonjour**.

Moien



Bonjour





When we add the word **gudde** to **Moien** then it takes on its true meaning and we have the expression **good morning**.

Friends and young people often greet each other more informally with **Salut**, think of it as **hi**.

But as you now know the words for hello and hi, how about saying **goodbye**? That would be **Äddi** or if you want to be more formal, **Awar**. Both **äddi** and **awar** mean **goodbye** or **bye**.



In Luxembourgish, the letter **W** sounds like a **V**.
So **Awar** is pronounced **Avar**
We'll focus on the rest of the alphabet at the end of the lesson.

As with other languages, there are various greetings for different times of the day.

First let us look at the vocabulary that describes the **times** of the day:



Mëtteg

noon



Nomëtteg

afternoon



Owend

evening



Nuecht

night

To make these words greetings, we add the word **gudde(n)**.

Remember the expression for **good morning**? **gudde Moien** is used to greet people anytime before **Mëtteg** or **noon**.

In English we don't say 'good noon', but rather **good afternoon** – however in Luxembourgish both are used and signify a greeting for the part of the day on, or after 12:00


gudde Mëtteg **gudden Nomëtteg**

However, native speakers seldom say **gudden Nomëtteg**, preferring to use **gudde Mëtteg** or simply **Moien**.



What about **good evening** and **good night**?

gudden Owend **gutt Nuecht**



As with greetings, there are several ways to say **goodbye**.

In addition to **Äddi** and **Awar**, if you are seeing the person again, either soon, later, sometime or tomorrow....


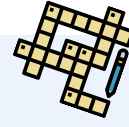
<i>bis geschwënn</i>	→	see you soon
<i>bis muer</i>	→	until tomorrow
<i>bis dann</i>	→	until later
<i>bis muer de Moien</i>	→	until tomorrow morning
<i>bis herno</i>	→	see you later
<i>ciao</i>	→	bye



1:1 exercises

Crossword

Don't forget there are multiple ways to say hi and bye!



ACROSS:

- 4. Hello
- 5. Bye
- 7. Good Evening
- 9. Hi
- 10. Tomorrow
- 11. See you later

DOWN:

- 1. Hello
- 2. Bye
- 3. Evening
- 4. Morning
- 6. Goodbye
- 8. Night
- 12. Until later

Matching

Match the expressions on the left with the english translation on the right.

1. *bis geschwënn*

2. *bis muer*

3. *bis herno*

4. *ciao*

5. *bis dann*

6. *bis muer de Moien*

A. until tomorrow

B. see you later

C. until tomorrow morning

D. until later

E. see you soon

F. bye

1:2 please, thank you, how are you?

In Luxembourgish, the word **please**, *wannechgelift*, a contraction of *wann ech gelift* literally means **when I please**.

You will often see the initials *wgl.* in your daily life in Luxembourg – on notices, signs, postboxes etc. this is the abbreviation for *wannechgelift*.



gelift (the last element in the word *wannechgelift*) is often pronounced *glift*. You don't emphasize the *ge*.

You might have noticed in the previous section that Luxembourgish borrows words from various languages, *Bonjour* or *Salut* from French, *Ciao* from Italian and as it is a Germanic language there is a lot of German influence. You will continue to encounter these influences in both **vocabulary** and **sentence structure**.

For **thank you**, we turn to French again for *merci*.

Then we have a nice mix for **thank you very much** = *villmoels merci* and *nee merci* for **no thank you**.

*Villmoels
merci*

*nee
merci*

Merci

Wéi geet et?

How are you?

Wéi?
a question word
which means
how?

Wéi geet et? literally means **How goes it?** and is rather informal in tone.

How can you best answer this question? Let's look at some possible answers: **gutt** if you are feeling **well** or **good** Or for a more polite reply you can simply add the word **thank you** for ***gutt merci***.

If you want to use a more developed answer, such as, **I'm (feeling) well**, you can use the following construction: ***mir geet et gutt***.

Note that this is not a literal word-for-word translation of I am well.

Salut Anne
wéi geet et?

Moien Tom,
gutt merci.



Mir geet et gutt literally means **To me, it goes well**, answering the question how goes it?
Mir means **to me**.

Here are some further possible answers to the question: **Wéi geet et?**

Mir geet et ganz gutt.
I'm (feeling) very well.

Tipptopp!
Wonderful!

Wonnerbar!
I'm great!

Mir geet et net sou gutt.**
I'm not (feeling) so good.

Et geet.
OK (neither good nor bad).

Mir geet et.
I'm fine.

**
a sympathetic
reply?
Et deet mir leed.
I'm sorry.

Pulling it all together:

Dialog 1

Gudde Moien
Anne.

Mir geet et
ganz gutt,
merci. Wéi
geet et?

Salut Tom,
wéi geet et haut?

Mir geet et och
gutt, merci.



There are a few points we can pick up from this conversation:

haut is the word for **today**, and **ganz** means **very**, so **ganz gutt** means **very good**.

Lastly **och** means **also**, so Anne is also doing well.

Now, rather than repeating the same question as Anne, Tom could simply say **An dir?**
which means **and you?**

A literal translation of **An dir?** is **And to you?** This is an informal way of replying to someone we know quite well. If we reply to someone we know less well, or is older, we would use **An lech?**

Note that **An lech** is used in replying to the question **Wéi geet et?**

And translates as: and to you, how goes it?



As you have discovered already, the letter **e** has various pronunciations in Luxembourgish. The combination of **é** and **i** produces the new sound **éi** = like a long **a** as in the word **say**

Have you ever noticed....Capital Letters?



Have you noticed that in Luxembourgish, some words are unexpectedly capitalised?

Common nouns such as **table** or **chair** are always capitalised and certain **pronouns** are too such as **lech**.

eng Maus



Moi en!
Ech heesche
Martin, an du?

1:2 exercises

Put the dialog in the correct order

a. *Mir geet et net sou gutt.*

b. *Oh, firwat?*

c. *Moien Anne!*

d. *Salut Charles, wéi geet et?*

e. *Ech si(nn) krank.*

f. *Mir geet et ganz gutt, merci an dir?*

Written Dialogs

Using your new vocabulary, create short dialogues between Anne and Tom. Try to mix up your answers and make sure to take note of the time of day!



TOM: *Gudde Moien Anne, wéi geet et?*.....
ANNE:.....
TOM:.....



ANNE:
TOM:.....
ANNE:
TOM:.....



TOM:.....
ANNE:
TOM:.....



ANNE:
TOM:.....
ANNE:
TOM:.....

1:3 Introductions

Wéi heescht Dir?

What is your name?

The verb **heesch** translates as **to be called**. Use this verb when you are asking someone what is their name, i.e. literally how they are called.



In Luxembourgish **ee** is pronounced **eh**, not like a long e. So **heesch** sounds more like **hehschen**.

To ask someone politely, or **formally**, what is your name, we use:

Wéi heescht Dir?

Let's break it down:

- **wéi** means **how**
- **heescht** is the verb **heesch**, **to be called**
- **Dir** means **you** (formal)

So literally this phrase translates to **how are you called?**

To answer this question you can either say:

Ech heesch ... **I am called...**

or

Mäin Numm ass ... **My name is...**



And remember as **Numm** is a noun it begins with a capital N. So here you have two possibilities to answer the question **wéi heescht Dir?**

Let's now consider the **informal** way of asking the question **what is your name?**

Wéi heeschs du?

Do you see any changes in this form of the question?

the pronoun for **you** has changed from **Dir** to **du**

the verb **heesch** changes to **heesch** when using the informal form.

A simple way to reply to some questions in Luxembourgish, and at the same time ask the same question back to the person you are speaking to, is to use the phrase:

an Dir?

This is the formal reply asking, **and you?**

Wat heescht

_____?

what does

mean?



Mäin which means **my**, contains the vowel combination **äi**. Listen to the video to practice the special pronunciation of **äi**.

Ech heeschen Anne.

Ech heesche Marie.

Du heeschs Tom.

Hien heescht och Tom.

Dir heescht Mme. Weber.

Si heeschen David an Eva.

Hatt heescht Claudia.

Si heesche Fabio a Carlos.

Notice how the verb endings for the first person singular (**ech**) change
We'll learn why next, in lesson 1:5.



Have you ever noticed...the word **good** changes?

Earlier in this lesson we learned various greetings for different times of the day.

- *gudde Moien*

- *gudde Mëtteg*

- *gudden Owend*

- *gutt Nuecht*

You may notice that **gudde** is used with **Moien** and **Mëtteg** to say **good**. But that **gudden** with an **n** is used with **Owend**. Make sure to remember this difference **gudden Owend**. We'll see it again later.

The word **gutt** is an adjective and as with other languages, adjectives change their endings depending on the word(s) they are **describing**.

You might be thinking that the word **Nuecht** is somehow different from **Moien, Mëtteg** and **Owend** and you'd be right.

One big difference that sets English apart from many European languages is the lack of **gender**. European languages such as German or French contain grammatical gender.

Words can be either **masculine**, **feminine**, **neutral** or **plural**.

We'll cover both gender and adjective endings in a later lesson but for now you may be interested to know that **Moien, Mëtteg** and **Owend** are all **masculine** nouns and **Nuecht** is **feminine**.

So the adjective **gutt**, used to describe these words, will change according to their gender.

- *gudde Moien*

- *gudde Mëtteg*

- *gudden Owend*

- *gutt Nuecht*

- *Mir geet et gutt*

Dialog 2

Entschëllegt,
wéi heescht
Dir?

Mäin Numm ass
Claire.

Ech heeschen
David. An Dir?



Here the exchange is between two people who do not know each other and so they choose to use the formal form of the pronoun **you** => **Dir**

For more informal exchanges we can replace **Dir** (formal) with **du** (informal) **an du?**

We will learn more about the various **pronouns** later in the lesson.

And we have another new and important vocabulary word,

enschëllegt => **excuse me.**

GRAMMAR NOTE: du & Dir

You've now learnt two ways of saying **you**. Unlike English which has just one form of you, Luxembourgish has two.

du is the singular, informal form; it's used for talking to someone you know or who is younger than you.

dir with a small **d** is the plural informal form; used for talking about/to a group of people informally.

Dir is used 2 ways:

(1) it is the **singular** but **formal** form

(2) it is also the **plural, formal** form

Dir is used either to address a person you do not know well / is in a position of authority / or older than yourself (1).

Dir is also used to address more than one person (formal) (2).

Keep in mind: with these two different pronouns comes different verb conjugations.

Remember **du heeschs**, and **Dir heescht**?

Two different endings - we'll learn more about verb conjugations next.

You



du

dir



Dir



Dir



1:3 exercises

We learned a new word for **excuse me**, what is it?

Do you remember the words for:

Yes _____ **thank you** _____

No _____ **thank you very much** _____

Please _____ **no thank you** _____

Wéi heescht Dir?

What does this question mean? _____

Give two different answers to this question:

1. _____

2. _____

What are the three ways to say **you** in Luxembourgish and how do they differ?

1. _____

2. _____

3. _____

1:4 What do we learn today?



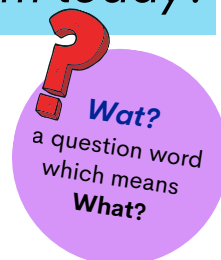
Wat léiere(n) mir haut?

What do we learn today?

Wat léiere(n) mir haut? means
What do we learn today?

Let's break it down:

- **wat** means **what**
- **léiere** is the regular verb **léiere(n)**, to learn
- you already know **mir**, the pronoun **we**
- and **haut** means **today**



So literally this phrase translate to **What do learn we today?** Or rather, **What do we learn today?**

Well, quite a lot actually! A few verbs like **heeschen** and **léieren**, salutations, a bit of vocabulary... Enough to help you with some more exercises! In other words:

Mir léiere(n) Lëtzebuergesch!

But in order to use these new verbs we need to learn how to **conjugate** them.

In the table below, we have the verb **heeschen**.

Heeschen is a regular verb and it's conjugation follows a pattern.

Note the endings. The pronouns **ech** (I), **mir** (we) and **si** (they) all end in **-en**. **du** (you) always ends in **-s** and **hien/hatt/et** (he/she/it) and **dir/Dir** (you) in **-t**

heeschen - to be called			
ech (I)	heesch <u>en</u>	mir (we)	heesch <u>en</u>
du (you)	heesch <u>s</u>	dir/Dir (you)	heesch <u>t</u>
hien/hatt/et he/she/it	heesch <u>t</u>	si (they)	heesch <u>en</u>

→ Your turn:

Add the appropriate endings to **léieren**, which is also a **regular** verb:

léieren - to learn			
ech	léier__	mir	léier__
du	léier_	dir/Dir	léier_
hien/hatt/et	léier_	si	léier__

1:4 exercises

conjugations

Write the following sentences in Luxembourgish:

1. I am called Eric _____
2. She is called Amanda _____
3. We are called Tom and Emily _____
4. They are called Paul and Pierre _____
5. You (formal) are called Jean _____
6. What are we called? _____

pronouns

Fill in the missing pronouns in the table below - if you are unsure, head to **lod.lu**, Luxembourg's online dictionary :

Personal Pronouns - Subject			
ech	I		we
	you		you
hien	he	si	they
	she		
et	it		

more pronouns!

Fill in the correct pronouns:

1. *Hatt* heescht Anne
2. ____ léiers Lëtzebuergesch
3. ____ heesche Lena a Mark
4. ____ léiert Lëtzebuergesch
5. Wéi heeschs ____?
6. Wat léiere(n) ____ haut?

1:5 the N-Rule

The **N-rule**, also known more formally as the **Eifel-Reegel**, concerns dropping or not dropping the final **n** or **nn** of a word depending on the word that follows. This is largely to influence the sound of the language.

Luxembourgers like to make their language flow which means they only write and pronounce sounds they can hear. Therefore Luxembourgish follows the N-rule. Without this rule, our tongues would get stuck between sounds that are difficult to pronounce making the language choppy.

For example say out loud good evening, which if you remember, is *Gudden Owend*.

Notice how the **n** of *gudden* drags over to the letter o without a pause or a break in sound. It sounds like the two words are linked.

Now try to say *Gudden Moien* and *Gudde Moien*.

Which one is easier to say? *Gudde Moien*, by dropping the **n** of *gudden* it makes the phrase easier to say. To help you remember the N-Rule, we will present words such as adjectives or verbs in the following way: *gudde(n)* or *heesche(n)*. This will indicate that a word is subject to the N-Rule.

English has a similar rule when it comes to the article **a**.

In English you say: **a** cat but **an** apple. Try saying **an** cat or **a** apple. It sounds wrong.



Like the article **a** in English, the N-rule is impacted largely, but not only, by the existence of **vowels**.

Ech heeschenu Ursula

Gudden owend

Ech heeschen anne



In addition to vowels, the consonants **D, H, N, T, Z** also influence whether the **n** is dropped from the preceding word.

Ech heeschenn Tom

Ech heeschenn David

Hienn heescht Emmanuel.

The rules of the n-rule:

The N-rule impacts words that start with vowels: **A, E, I, O, U** but also the consonants: **N, D, T, Z, H**. One easy way to remember a large portion of the words impacted by the N-rule is to remember the following mnemonic:



1:5 exercises

The letters of the N-Rule

There are 10 letters of the alphabet that impact how we spell and pronounce certain words in Luxembourgish, what are they? Here's a hint:



The N-Rule

Cross out any n that does not belong:

1. Moien David.
2. Moien Claude.
3. Ech heeschen Magdalena.
4. Mäin Numm ass Tom.
5. Gudden Moien Marie.
6. Ech heeschen Romy.
7. Gudden Moien Henri.
8. Hien heescht Sebastien.
9. An du?
10. Gudden Mëtteg Olivier.
11. Gudden Owend Alexia.
12. Ech léieren Lëtzebuergesch.
13. An si?
14. Moien François, wéi geet et?



EASY AS... A B C

Luxembourgish pronunciation becomes a lot easier when you get to know the alphabet!

A ah	H ha	O oh	V fow
B beh/bé	I ee	P peh/pé	W veh/vé
C tseh/tsé	J yot	Q koo	X iks
D deh/dé	K kah	R err	Y igrek
E eh/é	L ell	S ess	Z tsett
F eff	M emm	T teh/té	
G geh/gé	N enn	U oo	

Chapter 1 vocabulary recap



Here are all the new vocabulary words from Chapter 1, now head over to **Quizlet** to practice and work them until they are yours!

courtesies

jo	yes
nee	no
wannechgelift (wgl.)	please
merci	thank you
villmools merci	thank you very much
nee merci	no thank you
entschëllegt	excuse me (form)
wéi	how
wat	what

the day

haut	today
Mëtteg	midday / noon
Nomëtteg	afternoon
Owend	evening
Nuecht	night

dialog

Bass du prett?	Are you ready?
Wéi geet et dir?	How are you? (inf)
Wéi geet et lech?	How are you? (form)
Wéi geet et?	How is it going?
gutt	well, good
et geet	I'm fine
Mir geet et gutt	I'm well, fine
Mir geet et ganz gutt	I'm very well
Mir geet et wonnerbar	I'm feeling wonderful
tipptopp	excellent
Mir geet et net esou gutt	I'm not so well
An?	And you? (inf)

the pronouns

ech	I
du	you (2. person sing)
hien	he
hatt	she
mir	we
dir	you (2. person plural)
Dir	you (form)
si	they

the verbs

heeschen	to be called
léieren	to learn

greetings

Moien	Hello
Salut	Hello (inf)
Bonjour	Hello (form)
gudde Moien	Good morning
gudde Mëtteg	Good afternoon
gudden Owend	Good evening
gutt Nuecht	Good night

partings

Äddi	bye (inf)
Awar	bye (form)
bis muer	until tomorrow
bis dann	until later
bis geschwënn	see you soon
bis muer de Moien	until tomorrow morning

next steps:



If you haven't done so already, make sure to head to class and watch the video. Anne will be walking you through the key elements of the lesson. You'll find some further exercises and a focus on pronunciation.



Dialogs are found in the audio file. To strengthen your comprehension and pronunciation, read along while you listen to the dialogs, listen to them more than once and then listen without the text in front of you.



Don't forget **Quizlet** - complete the study set A1 F&D - Chapter 1. Ensure to work all the **flashcards**, then revise further with the **Learn, Write, Spell** exercises and finally, check your progress with a **Test**. Remember to **full screen** the cards so you have access to the *audio* and can hear the pronunciation of the words. The following link will take you there

[Quizlet-Chapter-1](#)



Before you move on to Chapter 2, take the Chapter 1 quiz to check your understanding and progress. You'll find it here:

[CHPTR-1-Control](#)



If you have any questions you can post them **on the Community Channel** on Teachable and also read what your classmates are asking.