

WHAT ARE THE DIFFERENT SYMBOLS USED IN THE VSM PROCESS?



VSM SYMBOLS

AT A HIGH-LEVEL, VSM SYMBOLS ARE CLASSIFIED INTO FOUR CATEGORIES:

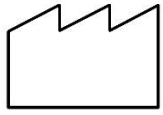
- **PROCESS FLOW**
- **MATERIAL FLOW**
- **INFORMATION FLOW**
- **GENERAL SYMBOLS**




VSM PROCESS FLOW SYMBOLS



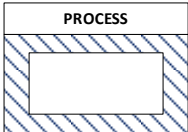
VSM PROCESS FLOW SYMBOLS



Customer/Supplier Icon: Indicative of the end point of the material, this icon represents the seller on the upper left and the customer on the upper right of the value stream map.



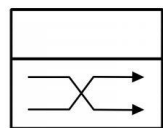
Dedicated Process Flow Icon: This icon represents a process, machine, operation or department through which material flows. It symbolizes departments with continuous and set internal flow.



Shared Process Icon: This icon represents a work center, process, machine, or operation that is used by other value stream families.

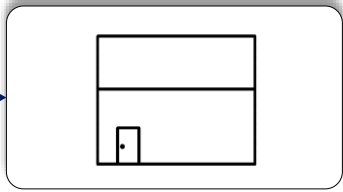
CT: XX seconds
CO: XX seconds
UT: XX%
Quality: XX%

Data Box Icon: This icon is listed with other icons that have the pertinent information needed for the analysis and inspection of the system.



Cross-dock Icon: this icon represents the receiving dock of the facility that transfers the incoming materials to outbound shipping without inspection.

VSM PROCESS FLOW SYMBOLS



Warehouse Icon: this icon represents the warehouse that stores the materials.

AIGPE

DRIVE SUCCESS TO EXCELLENCE
